



DESCRIPTION

The AD8C250 is a bi-directional, single-pole, single-throw, normally open multipurpose solid-state relay. It is designed to replace electromechanical and reed relays in special applications that call for very fast switching rates. The relay consists of an integrated circuit that drives two special source-to-source enhancement type DMOS transistors with extremely low output capacitance and leakage current. The IC is optically coupled to a light emitting diode which controls its switching. The design of the circuit makes it ideal for switching high frequency signals.

FEATURES

- High input-to-output isolation
- Low input control power consumption
- 40mA maximum continuous load current
- 300 ohms maximum on-resistance
- Long life/high reliability
- Fast switching speeds
- Low output capacitance

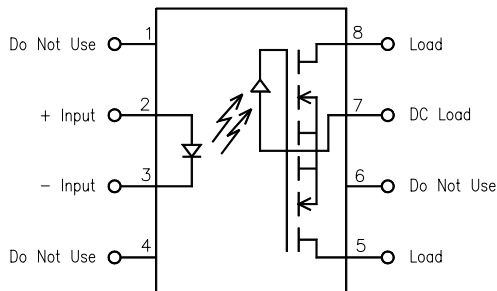
APPLICATIONS

- Telecom switching
- Tip/Ring control
- PCMCIA modules
- Multiplexers
- Meter reading systems
- Data acquisition
- Medical equipment
- Battery monitoring
- Home/Safety security systems

OPTIONS/SUFFIXES

- -S Surface Mount Option
- -TR Tape and Reel

SCHEMATIC DIAGRAM



MAXIMUM RATINGS

PARAMETER	UNIT	MIN	TYP	MAX
Storage Temperature	°C	-55		125
Operating Temperature	°C	-40		85
Continuous Input Current	mA			40
Transient Input Current	mA			400
Reverse Input Control Voltage	V	6		
Output Power Dissipation	mW			500

APPROVALS

- BAPT CERTIFICATE #608204:
BS EN 60950, BS EN 41003, BS EN 60065
- CSA CERTIFICATE #LR111581-1
- UL FILE #E90096



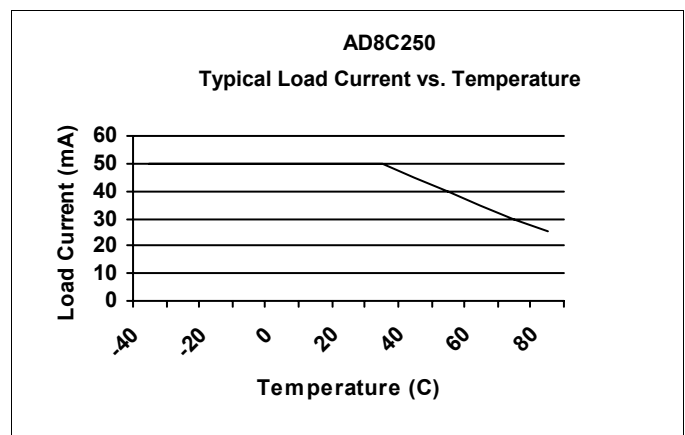
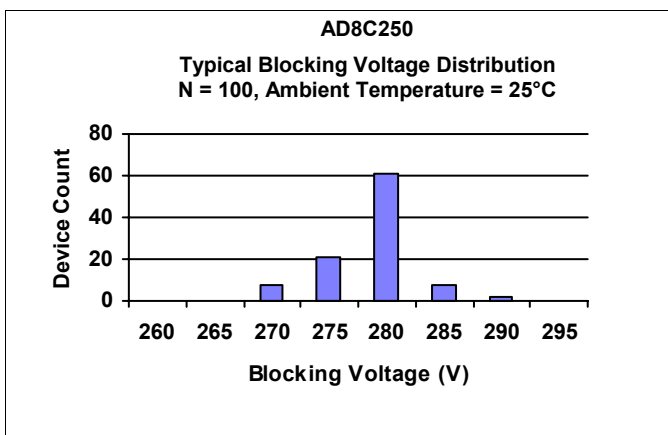
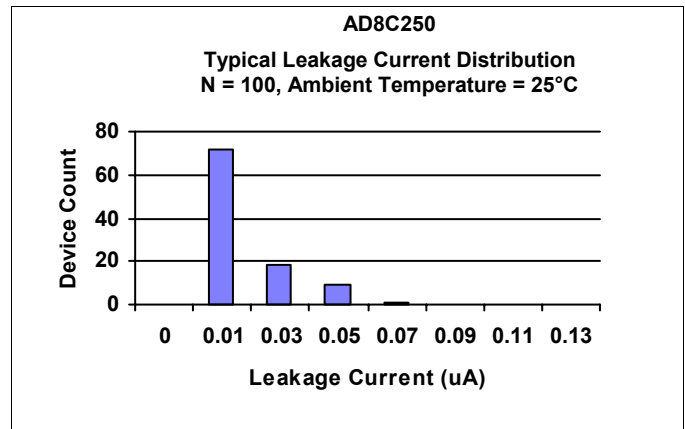
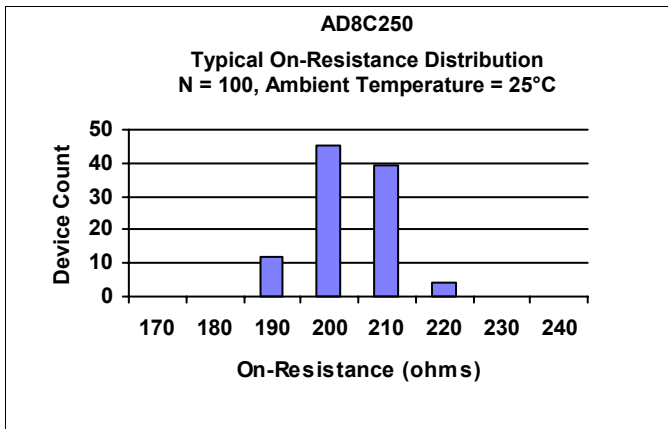
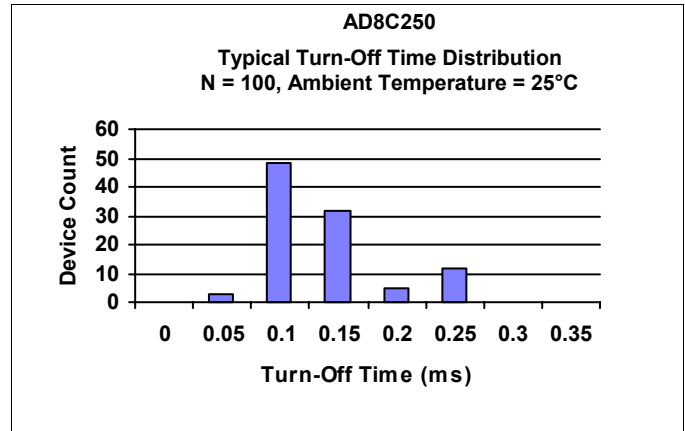
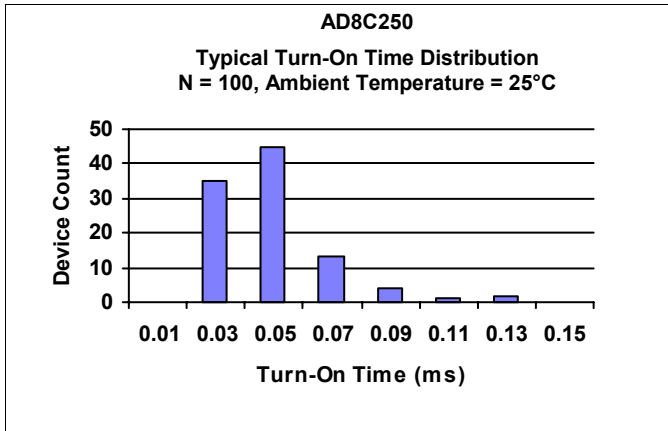
1 Form A
Solid State Relay

ELECTRICAL CHARACTERISTICS - 25°

PARAMETER	UNIT	MIN	TYP	MAX	TEST CONDITIONS
INPUT SPECIFICATIONS					
LED Forward Voltage	V		1.2	1.5	I _f = 10mA
LED Reverse Voltage	V	6	12		I _r = 10uA
Turn-On Current	m A	5	2.5		I _o = 40mA
Turn-Off Current	m A		0.5		
OUTPUT SPECIFICATIONS					
Blocking Voltage	V	250			I _o = 10uA
Continuous Load Current	m A			40	I _f = 5mA
On-Resistance	Ω		225	300	I _o = 40mA
Leakage Current	n A		10	100	V _o = 250V
Output Capacitance	p F		1.5	3	V _o = 25V, f = 1.0MHz
Offset Voltage	m V			0.2	I _f = 5mA
COUPLED SPECIFICATIONS					
Isolation Voltage	V	2500			T = 1 minute
-H Suffix	V	3750			T = 1 minute
Turn-On Time	μ s		50	500	I _f = 5mA, I _o = 40mA
Turn-Off Time	μ s		150	500	I _f = 5mA, I _o = 40mA
Isolation Resistance	G Ω	100			
Coupled Capacitance	p F		3		
Contact Transient Ratio	V / μ s	2000	7000		dV = 50V



PERFORMANCE DATA

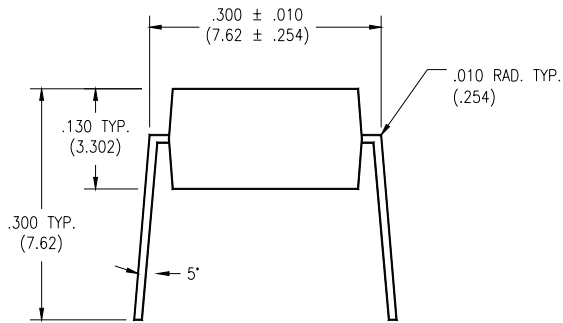




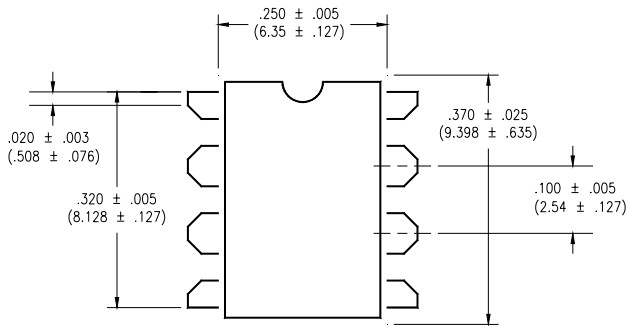
1 Form A
Solid State Relay

MECHANICAL DIMENSIONS

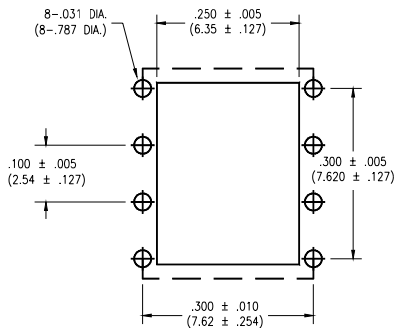
8 PIN DUAL IN-LINE PACKAGE



END VIEW

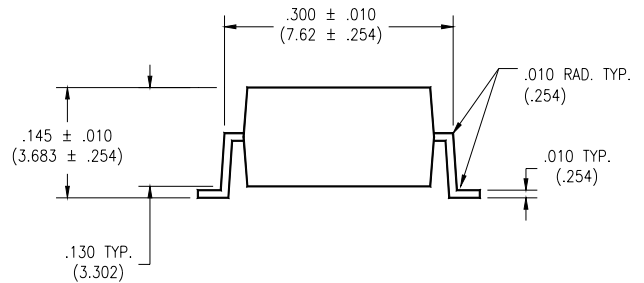


TOP VIEW

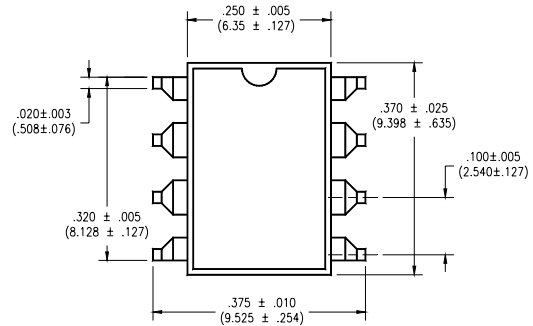


**BOTTOM VIEW/
BOARD PATTERN**

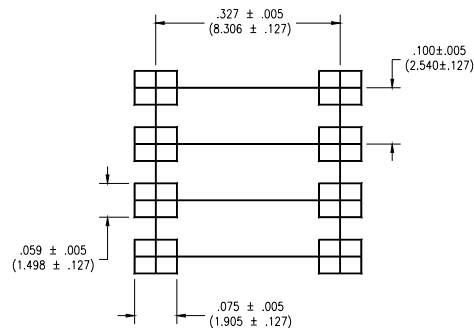
8 PIN SURFACE MOUNT DEVICE



END VIEW



TOP VIEW



**BOTTOM VIEW/
BOARD PATTERN**